

Sherwood

5 COLOURS | 2 FINISHES | 4 SIZES | 1 DECOR



S
O
L
U
S

Floor:
3DSR103
Wall:
3DSR103

Sherwood

Truly authentic wood effect porcelain tiles, the Sherwood range provides a slightly worn, aged-timber aesthetic that lends a charming, vintage charm to any space.



Floor:
3DSR105
3DSR106d101





Whiteleaf
3DSR105



Kielder
3DSR101



Dornoch
3DSR102



Argyll
3DSR103







Arden
3DSR104



Floor:
3DSR104
Wall:
3DSR104

SIZES AND FINISHES

				
	200x1200 9mm	250x1510 10mm	400x1200 20mm	600x1200 9mm
All colours	♥ △	♥ △	△	♥ △
♥ Natural R10 △ Grip R11 (A+B)				

DECOR



Ettrick
3DSR106d101
295x310x10mm DX, 295x310x10mm SX
Natural R10

NOTES

To avoid lippage we recommend the use
of self-levelling spacers

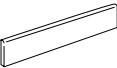
APPEARANCE
Wood

MATERIAL
Porcelain

USAGE
Floors and Walls

SPECIAL PIECES
Available in all colours.
For more information contact our sales team.

BATTISCOPA
70x1200mm



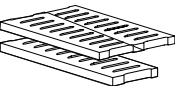
BORDO
200x1200mm
330x1200mm



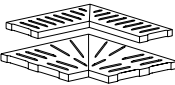
BORDO ANGOLARE INTERNO
200x600mm
330x600mm



GRIGLIA
130x400mm
300x400mm



GRIGLIA ANGOLARE
130x400mm
300x400mm



ISO 10545 RESULTS

2. DIMENSIONS AND SURFACE QUALITY
Conforms

3. WATER ABSORPTION
≤ 0.1%

4. FLEXURAL STRENGTH
> 45 N/mm²

6. DEEP ABRASION RESISTANCE
No rating

8. LINEAR THERMAL EXPANSION
6x10⁻⁶ °C

9. THERMAL SHOCK RESISTANCE
No rating

10. MOISTURE EXPANSION
No rating

12. FROST RESISTANCE
Conforms

13. CHEMICAL RESISTANCE
Conforms

14. STAIN RESISTANCE
Conforms

**SLIP RESISTANCE
(DIN 51130-51097)**
Natural R10
Grip R11 (A+B)

MANUFACTURER CERTIFICATIONS:



EPD: Available
ISO 14001

For LEED, BREEAM and WELL information, please ask for details. On request tiles can be tested to PTV BS7976-2. HSE surface roughness and NCS Colour values are also available upon request.
All sizes shown are nominal. Due to the printing process and differing screen values actual tile colours may vary. E&OE.
© Solus Ceramics Limited 2023. 007a.